


BIGGER BROTHERS

by Paolo Cappello



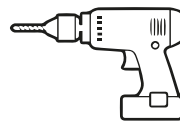
10 min



1x
M10X70

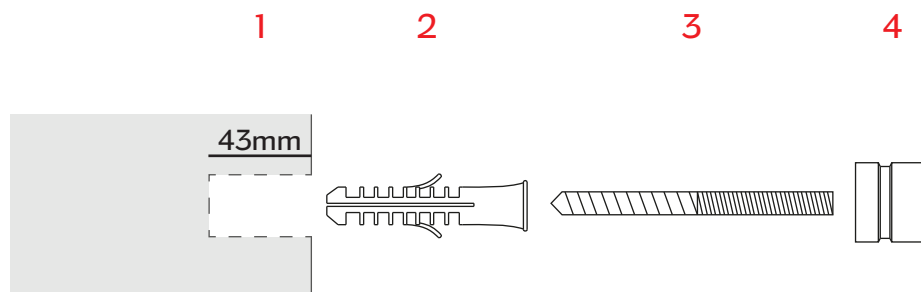


1x



1x

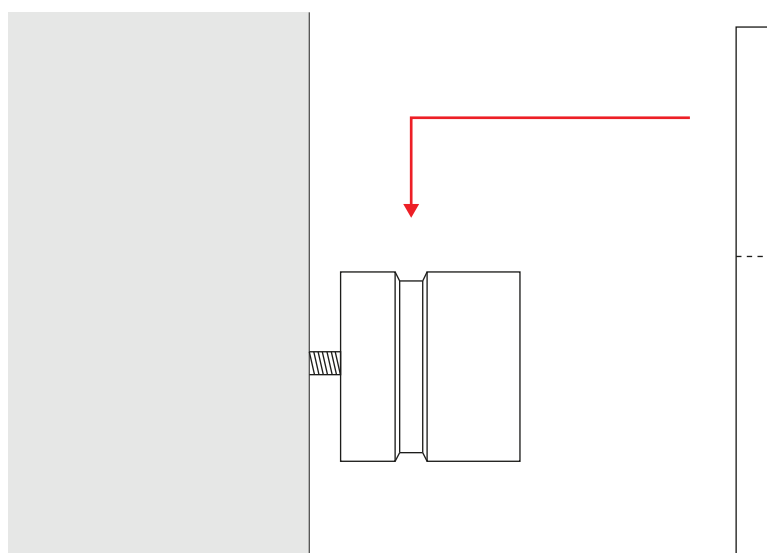
1



Per fissare il piolo perfora il muro nella misura indicata (43mm), inserisci prima la vite (2) e poi il tassello (3); infine avvita il gancio di legno (4).
ATTENZIONE: Per evitare danni, inserisci gli elementi nell'ordine descritto.
In order to hang the wooden peg to the wall, firstly perforate the wall in the recommended measure of 43mm. Secondly insert the wall plug (2) and the screw (3) into it; at last screw the wooden hook to the wall (3).


WARNING: To avoid any damage, assemble the elements following the above described steps.

2

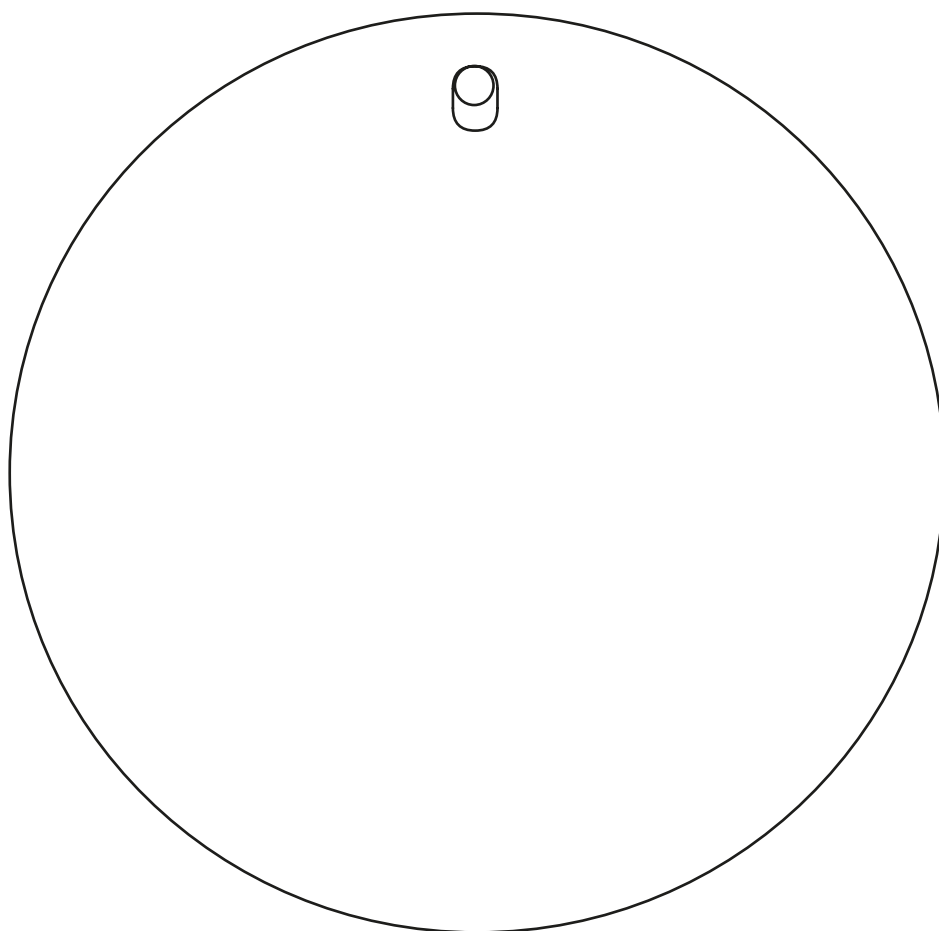


Una volta agganciato correttamente il piolo, inserisci lo specchio tramite l'apposito foro.
Once assured you correctly fix the wooden peg, hang the mirror through the apposite hole.

3



Questo oggetto è stato progettato, realizzato e raffinato in Italia. Lo abbiamo costruito attentamente, per fargli vivere anni e anni di storie domestiche.
This piece was designed, made and refined in Italy. It was carefully built, to let it experience years and years of domestic stories.



Lo stesso procedimento può essere eseguito per assemblare l'altro modello di Bigger Brothers. | The same procedure can be followed in order to assemble the other model of Bigger Brothers.