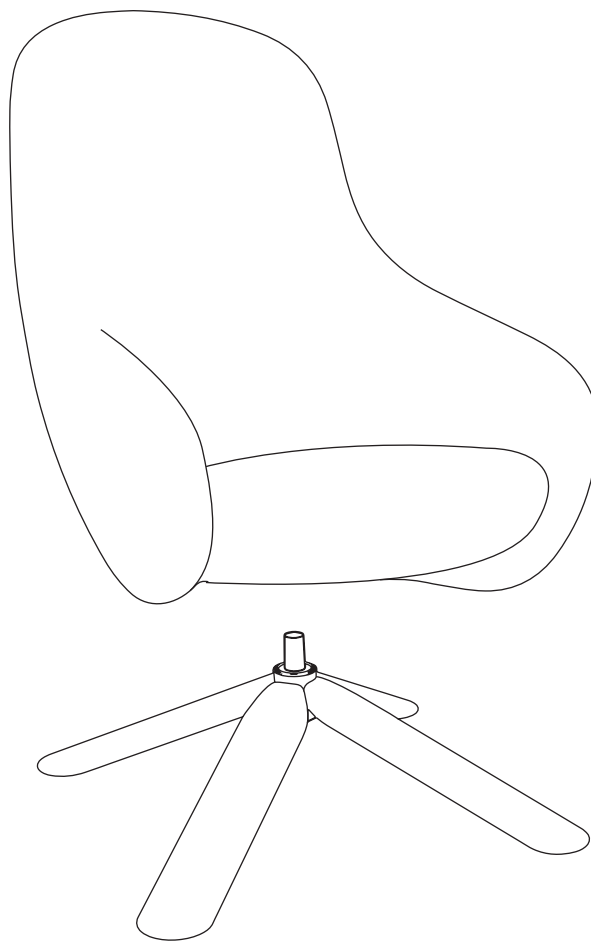


NEBULA LOUNGE WOOD

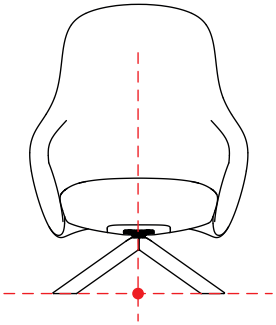
by e-ggs



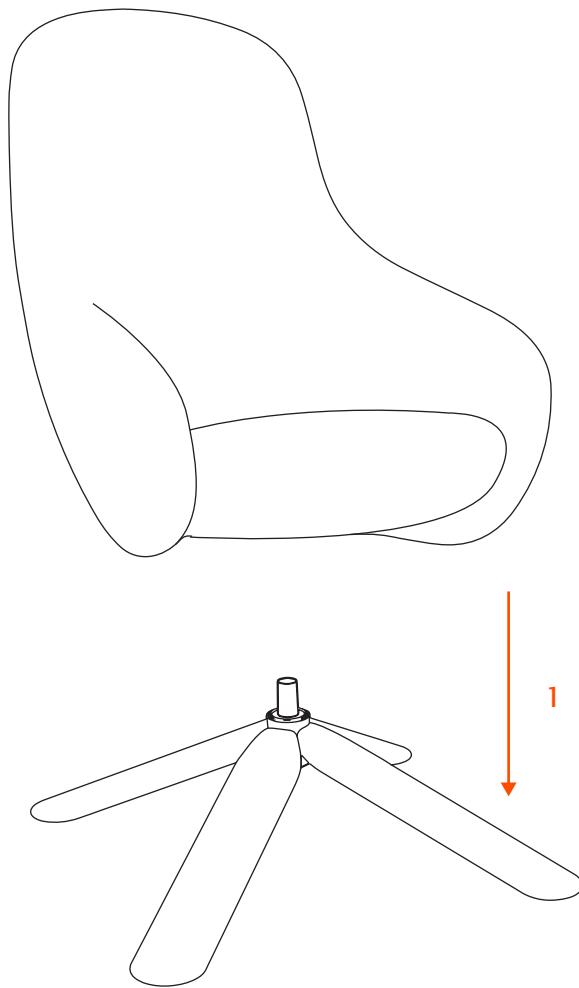
5 min



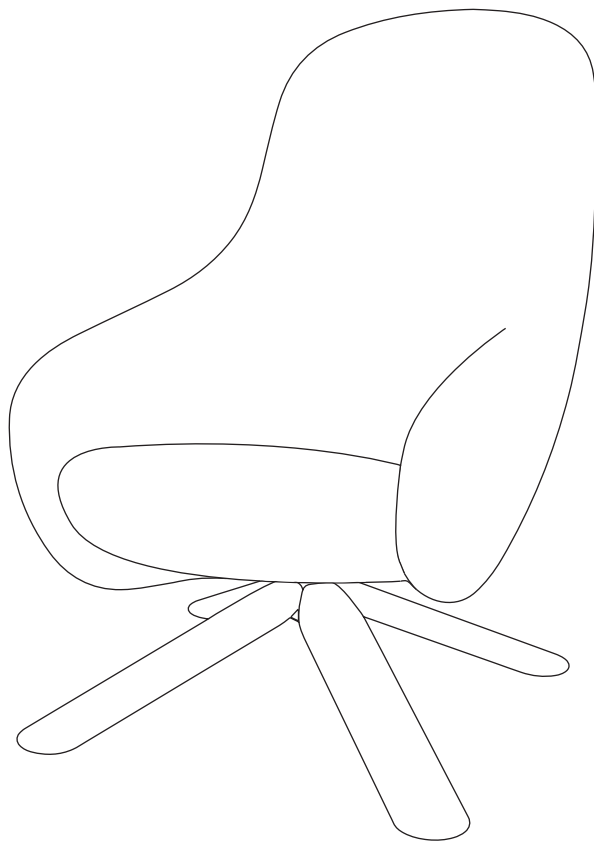
1



ATTENZIONE: Per allineare correttamente la poltrona, assicurati di posizionare la parte frontale della seduta al centro di due gambe della base.
WARNING! In order to correctly align the armchair, arrange the front side of the seat in the middle of two legs.



Posiziona la base a terra, poi inserisci la colonna (1) e infine la seduta (2).
Put the base on the floor, then insert the column (1) and the seat (2).



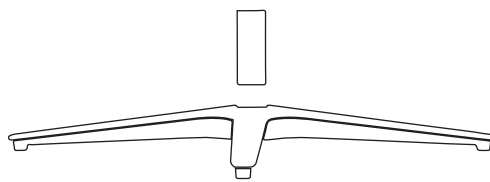

Questo oggetto è stato progettato, realizzato e raffinato in Italia. Lo abbiamo costruito attentamente, per fargli vivere anni e anni di storie domestiche.
This piece was designed, made and refined in Italy. It was carefully built, to let it experience years and years of domestic stories.

NEBULA LOUNGE ALU

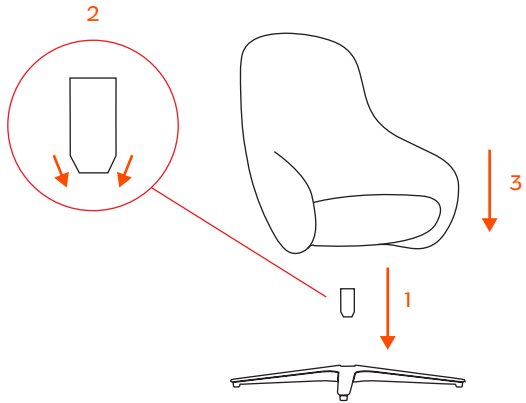
by e-ggs



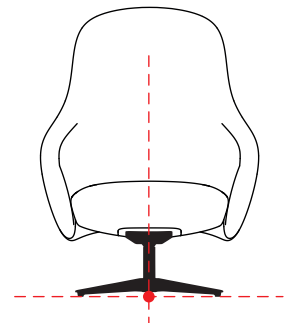
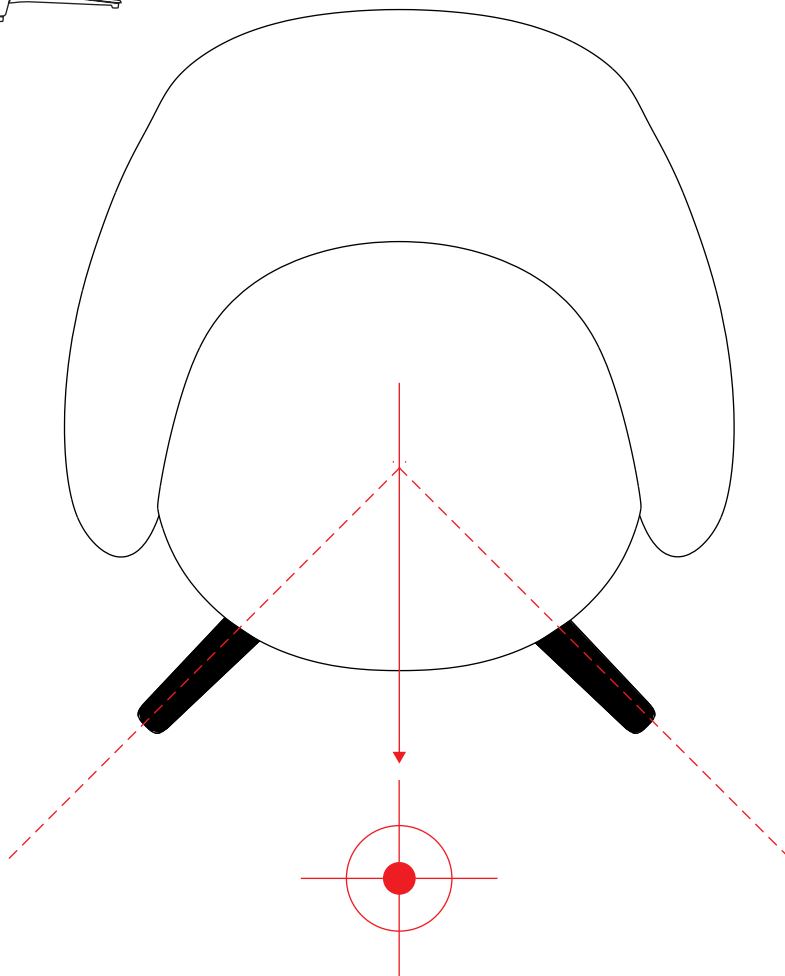
5 min



1



Posizione la base a terra, quindi inserisci la colonna (1) nel verso corretto (2) e infine la seduta (2).
Place the base on the floor, then insert the column (1) as per illustrated direction (2), followed by the seat (2).



ATTENZIONE!

Per allineare correttamente la poltrona, assicurati di posizionare la parte frontale della seduta al centro di due gambe della base.

WARNING!

In order to correctly align the armchair, arrange the front side of the seat in the middle of two legs.



Questo oggetto è stato progettato, realizzato e raffinato in Italia. Lo abbiamo costruito attentamente, per fargli vivere anni e anni di storie domestiche.
This piece was designed, made and refined in Italy. It was carefully built, to let it experience years and years of domestic stories.